









# CHIP Co-payment — Care in a Hospital

1 Find your family size on the left side of this chart. 2 Follow that row to the right and find your monthly income range. The amount to the right will show how much you will need to pay when your child has to be admitted to a hospital for care if you have CHIP.

Find your family size here

1	Family Members (Adults plus children)	2	Monthly Income = Co-pay per stay	Monthly Income = Co-pay per stay	Monthly Income = Co-pay per stay	Monthly Income = Co-pay per stay
1		\$0 to \$903 = \$10	\$904 to \$1,354 = \$25	\$1,355 to \$1,670 = \$50	\$1,671 to \$1,805 = \$100	
2		\$0 to \$1,215 = \$10	\$1,216 to \$1,822 = \$25	\$1,823 to \$2,247 = \$50	\$2,248 to \$2,429 = \$100	
3		\$0 to \$1,526 = \$10	\$1,527 to \$2,289 = \$25	\$2,290 to \$2,823 = \$50	\$2,824 to \$3,052 = \$100	
4		\$0 to \$1,838 = \$10	\$1,839 to \$2,757 = \$25	\$2,758 to \$3,400 = \$50	\$3,401 to \$3,675 = \$100	
5		\$0 to \$2,150 = \$10	\$2,151 to \$3,224 = \$25	\$3,225 to \$3,976 = \$50	\$3,977 to \$4,299 = \$100	
6		\$0 to \$2,461 = \$10	\$2,462 to \$3,692 = \$25	\$3,693 to \$4,553 = \$50	\$4,554 to \$4,922 = \$100	
7		\$0 to \$2,773 = \$10	\$2,774 to \$4,159 = \$25	\$4,160 to \$5,130 = \$50	\$5,131 to \$5,545 = \$100	
8		\$0 to \$3,085 = \$10	\$3,086 to \$4,627 = \$25	\$4,628 to \$5,706 = \$50	\$5,707 to \$6,169 = \$100	