









CHIP Co-payment — Doctor Visit When Your Child is Sick or Needs Counseling

1 Find your family size on the left side of this chart. 2 Follow that row to the right and find your monthly income range. The amount to the right will show what you will need to pay for a doctor visit for your children if they have CHIP.

Note: Vaccinations and check-ups are always free with CHIP and there are no co-payments for any services if your children have Medicaid.

Find your family size here

1	Family Members (Adults plus children)	2	Monthly Income = Co-pay per visit	Monthly Income = Co-pay per visit	Monthly Income = Co-pay per visit	Monthly Income = Co-pay per visit
1		\$0 to \$903 = \$3	\$904 to \$1,354 = \$5	\$1,355 to \$1,670 = \$7	\$1,671 to \$1,805 = \$10	
2		\$0 to \$1,215 = \$3	\$1,216 to \$1,822 = \$5	\$1,823 to \$2,247 = \$7	\$2,248 to \$2,429 = \$10	
3		\$0 to \$1,526 = \$3	\$1,527 to \$2,289 = \$5	\$2,290 to \$2,823 = \$7	\$2,824 to \$3,052 = \$10	
4		\$0 to \$1,838 = \$3	\$1,839 to \$2,757 = \$5	\$2,758 to \$3,400 = \$7	\$3,401 to \$3,675 = \$10	
5		\$0 to \$2,150 = \$3	\$2,151 to \$3,224 = \$5	\$3,225 to \$3,976 = \$7	\$3,977 to \$4,299 = \$10	
6		\$0 to \$2,461 = \$3	\$2,462 to \$3,692 = \$5	\$3,693 to \$4,553 = \$7	\$4,554 to \$4,922 = \$10	
7		\$0 to \$2,773 = \$3	\$2,774 to \$4,159 = \$5	\$4,160 to \$5,130 = \$7	\$5,131 to \$5,545 = \$10	
8		\$0 to \$3,085 = \$3	\$3,086 to \$4,627 = \$5	\$4,628 to \$5,706 = \$7	\$5,707 to \$6,169 = \$10	