









# CHIP Co-payment — Doctor Visit

1 Find your family size on the left side of this chart. 2 Follow that row to the right and find your monthly income range. The amount to the right will show what you will need to pay for a doctor visit for your children if they have CHIP. There are no co-payments if your children have Children’s Medicaid.

Find your family size here

1	Family Members (Adults plus children)	2	Monthly Income = Co-pay per visit	Monthly Income = Co-pay per visit	Monthly Income = Co-pay per visit	Monthly Income = Co-pay per visit
1		\$0 to \$1,153 = \$3	\$1,154 to \$1,300 = \$5	\$1,301 to \$1,603 = \$7	\$1,604 to \$1,734 = \$10	
2		\$0 to \$1,552 = \$3	\$1,553 to \$1,750 = \$5	\$1,751 to \$2,158 = \$7	\$2,159 to \$2,334 = \$10	
3		\$0 to \$1,951 = \$3	\$1,952 to \$2,200 = \$5	\$2,201 to \$2,713 = \$7	\$2,714 to \$2,934 = \$10	
4		\$0 to \$2,350 = \$3	\$2,351 to \$2,650 = \$5	\$2,651 to \$3,534 = \$7	\$3,270 to \$3,534 = \$10	
5		\$0 to \$2,749 = \$3	\$2,750 to \$3,100 = \$5	\$3,101 to \$3,823 = \$7	\$3,824 to \$4,134 = \$10	
6		\$0 to \$3,148 = \$3	\$3,149 to \$3,550 = \$5	\$3,551 to \$4,379 = \$7	\$4,380 to \$4,734 = \$10	
7		\$0 to \$3,547 = \$3	\$3,548 to \$4,000 = \$5	\$4,001 to \$4,934 = \$7	\$4,935 to \$5,334 = \$10	
8		\$0 to \$3,946 = \$3	\$3,947 to \$4,450 = \$5	\$4,451 to \$5,489 = \$7	\$5,490 to \$5,934 = \$10	